

The LOOP

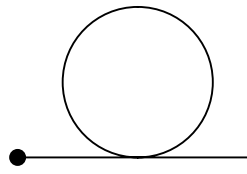
The Loop is an important element in competition aerobatics as it is a fundamental part of many other figures of the Aresti catalogue.

The aim is to fly a loop that looks perfectly round to a ground observer – the JUDGE.

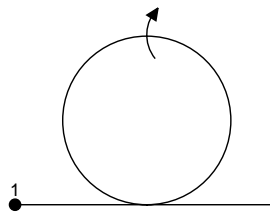
All books on aerobatics will have a section on how to fly the loop so I will leave it to you pilots to read up on it more thoroughly. I also suggest reading the judging criteria sent out with this attachment so you know what the judges are looking for and what you will be downgraded on.

A good start to a good loop is to pull straight with no Aileron.

**Entry, Graduate, Sportsman** – yours is a vanilla loop, just a straight forward loop.



For the Sportsman looking to progress on to Yak 52 / Intermediate why not try a loop with a full roll on the apex.



**Yak 52 & Intermediate** – the following loops are possible Free Unknown figures

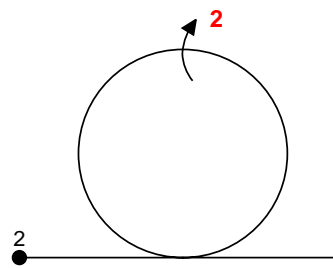
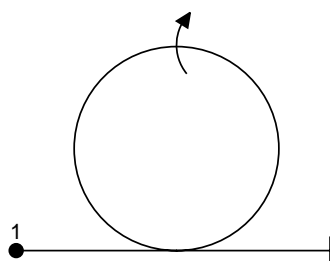
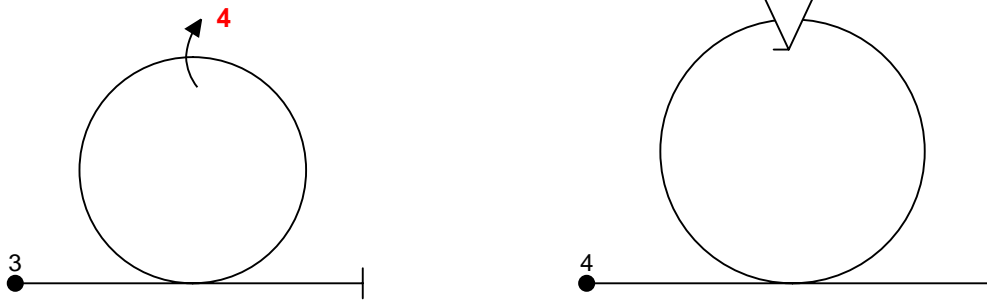
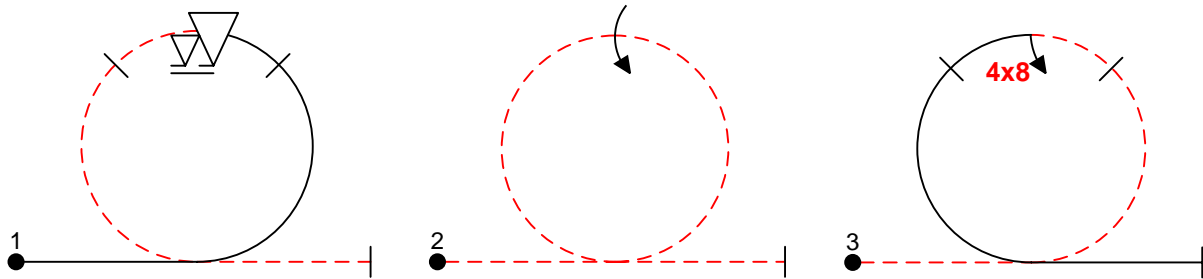


Figure of the Month

The LOOP



**Advanced** – the following are some loops that may be encountered in the Free Unknowns.



Compiled by Russell Sneyd  
AAC-QLD Club Captain 2020.